

Osmonics®

Autotrol® Product Specifications

Performa™ Cv Softener Valve 962/962TC



■ Flow Rates (Valve Only)

- Service @ 15 psi (1.05 Kg/cm) drop..... 25.0 gpm (5.7 m³/h)
- Backwash (Softener) @ 25 psi (1.76 Kg/cm) drop .. 20.0 gpm (4.5 m³/h)
- Service..... Cv = 6.5 (Kv = 5.58)
- Backwash Softener Cv = 4.0 (Kv = 3.46)

■ Control Operation

- Control Configurations:
962 Microprocessor Demand System
962TC Electronic Time Clock
- Cycles: Length Programmable
 - Backwash 3 - 30 Minutes
 - Brine Electronically Calculated
 - Slow Rinse..... 7 - 125 Minutes
 - Fast Rinse..... 2 - 19 Minutes

■ Valve Connections/Dimensions

- Tank Thread..... 2-1/2 inches – 8, Male
- Inlet/Outlet..... 1-3/4 inches –12 UNC-2A Male
- Drain Line 3/4-inch NPT, Male
- Brine Line 3/8-inch NPT, Male
- Distributor Tube O.D. Diameter 1.050 inches (27 mm)
- Distributor Tube Length 1/2 ± 1/2 inches (13 mm ± 13 mm) Above Tank

■ Design Specifications/Ratings

- Valve Body Glass-Filled Noryl*
- Rubber Components..... Compounded for Cold Water
- Weight (Valve with Control)..... 4.5 lbs (2.0 Kg)
- Transformer Output..... 12VAC 400 mA (4.6 VA)
- Transformer Input..... 115V 50/60 Hz; 230V 50/60 Hz; 100V 50/60 Hz
- Operating Pressure 20 - 120 psi (1.40 - 8.43 Kg/cm)
Canada..... 20 - 100 psi (1.40 - 7.03 Kg/cm)
- Water Temperature..... 35° - 100°F (2° - 38°C)

■ Options

- Bypass Valve, Model 1265 1-3/4 inches - 12 UNC-2A Male
- Bypass Fitting Kits:
Copper, Sweat Tube Adapter 1-inch or 3/4-inch or 28 mm or 22 mm
CPVC, Solvent Weld Tube Adapter 1-inch or 3/4-inch or 25 mm
Plastic NPT or BSPT Pipe Adapter 1-inch Male or 3/4-inch Male
Brass NPT or BSPT Pipe Adapter 1-inch Male or 3/4-inch Male

■ Recommended Drain Flow Controls[†]

Tank Diameter Inches (mm)	Bed Area Sq. Ft.	Anion Resin @ 3 gpm/sq. ft. (m ³ /h / sq. ft.)	Cation Resin @ 5 gpm/sq. ft. (m ³ /h / sq. ft.)
14 (35.6)	1.02	3 (.7)	5 (1.1)
16 (40.6)	1.38	4 (.9)	7 (1.5)
18 (45.7)	1.76	5 (1.1)	8 (1.8)
21 (53.3)	2.4	7 (1.5)	12 (2.7)

[†]Backwash for Anion and Cation Resin @ 55°F (12.7°C) water temperature.

*Noryl is a trademark of General Electric Company.

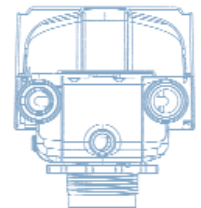


■ Injector Flow Rate Chart

PSI (Kg/cm)	L Injector		M Injector		N Injector	
	Draw gpm (Lpm)	Rinse gpm (Lpm)	Draw gpm (Lpm)	Rinse gpm (Lpm)	Draw gpm (Lpm)	Rinse gpm (Lpm)
20 (1.4)	0.26 (0.98)	0.4 (1.5)	0.3 (1.1)	0.5 (1.9)	0.4 (1.5)	0.65 (2.5)
30 (2.1)	0.3 (1.1)	0.45 (1.7)	0.4 (1.5)	0.55 (2.1)	0.45 (1.7)	0.75 (2.8)
60 (4.2)	0.5 (1.9)	0.6 (2.3)	0.6 (2.3)	0.8 (3)	0.75 (2.8)	1 (3.8)
80 (5.6)	0.6 (2.3)	0.65 (2.5)	0.7 (2.6)	0.85 (3.2)	0.8 (3)	1.1 (4.2)
100 (7.0)	0.6 (2.3)	0.76 (2.9)	0.7 (2.6)	0.9 (3.4)	0.8 (3)	1.3 (4.9)

PSI (Kg/cm)	Q Injector		R Injector	
	Draw gpm (Lpm)	Rinse gpm (Lpm)	Draw gpm (Lpm)	Rinse gpm (Lpm)
20 (1.4)	0.4 (1.5)	0.9 (3.4)	0.45 (1.7)	1.2 (4.5)
30 (2.1)	0.5 (1.9)	0.95 (3.6)	0.5 (1.9)	1.3 (4.9)
60 (4.2)	0.82 (3.1)	1.4 (5.3)	0.9 (3.4)	1.75 (6.6)
80 (5.6)	0.9 (3.4)	1.6 (6)	1 (3.8)	2 (7.6)
100 (7.0)	0.95 (3.6)	1.8 (6.8)	1.1 (4.2)	2.2 (8.3)

■ Pressure Loss vs. Flow

PSI (Kg/cm)	Service (Cv 6.5)	Backwash (Cv 4.0)
	gpm (Lpm)	gpm (Lpm)
5 (0.35)	15 (56)	9 (34)
10 (0.70)	20 (76)	13 (49)
15 (1.00)	25 (95)	16 (61)
20 (1.40)	29 (109)	18 (68)
25 (1.70)	32 (121)	20 (76)
30 (2.10)	35 (132)	22 (83)



For More Information:

Call **Osmonics Household Water Group** at **(262) 238-4400** or **(800) 279-9404**, or visit **www.osmonics.com**



OSMONICS



North American Sales

5951 Clearwater Drive
Minnetonka, MN
55343-8995
USA
(952) 933-2277 Phone
(952) 933-0141 Fax

Latin America Sales

Rua Pastuer, 463, 13 Andar
Centro Empressarial Jactoba
Curitiba - PR, CP 80250-080
BRAZIL
+55 41 312 1691 Phone
+55 41 312 1699 Fax

Euro/Africa Sales

230 rue Robert Schurman
ZA des Uselles
77350 Le Mée sur Seine
FRANCE
+33 1 64 10 2000 Phone
+33 1 64 10 3747 Fax

Asia/Pacifics Sales

1044/8 SOI 44/2
Sukhumvit Road Parkanog
Bangkok 10110
THAILAND
+66 2 38 14213 Phone
+66 2 39 18183 Fax